


**Branch**

**Line**

**Society**



**PASSENGER  
TRAIN  
SERVICES over  
UNUSUAL LINES  
1987-88**

**£1 50**

INDEX

EASTERN REGION: London Area routes .. .. .	2
Other routes .. .. .	10 - 16
IARNROD EIREANN (Irish Railways) .. .. .	33
LONDON MIDLAND REGION: London Area routes .. .. .	2 - 5
Other routes .. .. .	16 - 25
LONDON UNDERGROUND RAILWAYS .. .. .	32
NORTHERN IRELAND RAILWAYS .. .. .	33
SCOTTISH REGION .. .. .	30 - 32
SOUTHERN REGION: London Area routes .. .. .	4 - 9
Other routes .. .. .	29 - 29
WESTERN REGION: London Area routes .. .. .	4
Other routes .. .. .	26 - 28

EXPLANATION OF REFERENCES

- C : Motorail train.  
D : Dated service.  
N : This train is Not Advertised in the public timetable and is subject to cancellation at short notice. These trains are not normally available to members of the general public.  
NRU : No regular use of this route has been noted.

Days of operation :

- |                |   |             |                          |
|----------------|---|-------------|--------------------------|
| M : Mondays    | : |             |                          |
| T : Tuesdays   | : |             |                          |
| W : Wednesdays | : | <u>plus</u> | X : Excepted             |
| Th : Thursdays | : |             | O : Only                 |
| F : Fridays    | : |             | e.g.,                    |
| S : Saturdays  | : |             | FO - Fridays Only        |
|                |   |             | SX - Saturdays Excepted. |
- SUN : Sundays Only.

Where no indication is given, a train runs Mondays to Saturdays throughout the period of the timetable.

FURTHER COPIES

Additional copies of this publication, price £1.50 including postage, can be obtained from the Branch Line Society, Sales Officer, R.B.Turner, 18 Stanley Place, Walsall, West Midlands, WS4 1EL. Cheques and Postal Orders should be crossed and made payable to the Branch Line Society.

Published by the Branch Line Society,  
of 73 Norfolk Park Avenue, Sheffield, S2 2RB;  
printed by Kestrel Print, of Ifold, Loxwood, West Sussex.

PASSENGER TRAIN SERVICES  
OVER UNUSUAL LINES

TWENTY-SEVENTH EDITION

11 MAY 1987 to 15 MAY 1988

Compiled by R.Hamilton and B.W.Rayner

HOW TO USE THIS PUBLICATION

Below are listed all routes maintained as passenger lines which do not have a publicly advertised passenger train service operating throughout the year. Also shown are routes which, although used on a regular and often frequent basis, are difficult to identify in the public timetable.

Timetabled trains using these routes are listed; for actual dates of operation see the appropriate timetable, Motorail or other publicity. Where it has been possible to identify a reasonable flow of special excursions (either publicly advertised or privately chartered) operating over a certain route, this has also been shown. A certain amount of licence must be allowed in this part of the list, as on many occasions an alternative route may also exist, though the one shown is the route normally used. Special excursions between points served by Summer seasonal services can normally be expected to traverse the same route but staff shortages in certain areas make it sometimes necessary to run the special trains by other routes. The points mentioned for special trains can also be taken to include trains travelling via these places to and from points beyond.

SUPPLEMENTS

It is expected that a supplement to this publication will be issued during October 1987. This will be issued automatically to all Branch Line Society members along with, or included within, *Branch Line News*. Any non-member who wishes to receive this supplement should send a 9in by 4in 13p-stamped addressed envelope to the address on the inside front cover. The supplement will be despatched as soon as possible after publication.

SUNDAY DIVERSIONS

To facilitate track maintenance and other engineering work on main lines, certain secondary routes are used on a semi-regular basis for Sunday diversions. These diversions follow a regular pattern and, depending on the route involved, start either late on Saturday evening or early Sunday morning, usually finishing in time for late afternoon and evening Sunday services to run normally.

Details of routes used, where those routes do not carry regular timetabled passenger services, are shown along with the times of the normal "blockage" if these are known. It must be realised that these blockages DO NOT OPERATE EVERY WEEKEND, but probably on at most twenty Sundays per annum. Certain services are shown below as running via the alternative route; this is the "booked" route of these trains but they are subject to further diversion for engineering work in the same way as other Sunday services and may well be "diverted" via the normal weekday route.

LONDON AREA LINES

- L.1 Ilford: Up and Down Passenger Loops (outside flyover) (52 ch)  
16:27 SX, 16:43 SX, 17:00 SX, 17:15 SX and 18:02 SX  
Southend Victoria Liverpool Street.  
No booked service in the Down direction.
- L.2 Forest Gate Jn - Woodgrange Park Jn (31 ch)  
Barking Station Jn - Barking Jn (via flyover) (30 ch)  
Used by evening services between Liverpool Street and the Tilbury and Southend section. Trains between Liverpool Street and Upminster also use the connection (34 ch) between the Tilbury line platforms and the Upminster line at the east end of Barking station.
- L.3 Stratford: Gas Factory Jn - Bow Jn - Stratford Western Jn - Stratford Station (1 mi 71 ch)  
Used, along with L.2, by Fenchurch Street trains when the line is blocked for engineering work between Gas Factory Jn and Barking.
- L.4 Stratford Centre Jn West - Channelsea Jn (29 ch)  
07:50 Harwich Parkeston Quay - Glasgow Central.  
11:45 Glasgow Central - Harwich Parkeston Quay.  
13:30 SUN Harwich Parkeston Quay - Birmingham New Street.  
18:18 SUN Birmingham New Street - Harwich Parkeston Quay.  
Special trains GE section to and from GN line, WCML, Southern and Western Regions run via this route.
- L.4a Channelsea Jn - Loughton Branch Jn South (59 ch)  
NRU.
- L.5 Stratford Centre Jn East - Loughton Branch Jn South - Copper Mill Jn (3 mi 18 ch)  
Special trains Cambridge line to and from GN line, WCML, Southern and Western Regions run via this route.
- L.6 Stratford: Carpenters Road Curve (26 ch)  
Special trains between Liverpool Street and the GN line; also certain Liverpool Street and Cambridge services when the line is blocked for engineering work between Cheshunt and Shelford.
- L.8 Canonbury Jn - Finsbury Park (1 mi 23 ch)  
Special trains between the GN line and Kensington Olympia, Southern and Western Regions (reversing at Dalston Jn) and also to and from the GE and LTS sections normally run via this route.
- L.9 Primrose Hill Jn - Camden Jn (main lines) (22 ch)  
07:50 Harwich Parkeston Quay - Glasgow Central.  
11:45 Glasgow Central - Harwich Parkeston Quay.  
13:30 SUN Harwich Parkeston Quay - Birmingham New Street.  
18:18 SUN Birmingham New Street - Harwich Parkeston Quay.  
Special trains between the Eastern Region and the WCML normally run via this route (but see also L.12).
- L.10 Euston: Departures via the Down Carriage line to Camden Jn  
09:25 Euston - Northampton.  
18:20 FO Euston (Plat.7) - Manchester Piccadilly.  
17:20 SX Euston - Bletchley. 18:43 SO Euston - Wolverhampton.  
Subject to the punctuality of incoming services, these trains run via the diveunder carriage line to avoid conflicting with those Services.
- L.11 Willesden Junction New Station - Kensal Green Jn (26 ch)  
NRU.
- L.12 Willesden Jn No.6 - Kensal Green Jn (City Goods lines) (76 ch)  
Used as an alternative to L.9 for special trains between the Eastern Region and the WCML.
- L.13 Seven Sisters - South Tottenham West Jn (13 ch)  
Diesel-hauled special trains to and from Enfield Town etc.
- L.14 South Tottenham East Jn - Tottenham South Jn (43 ch)  
Special trains between the GE section and the Midland line normally run via this route (and also via L.4 and L.4a if from east of Stratford).
- L.15 Harringay West Jn - Harringay Jn (22 ch)  
Used as an alternative to reversal at Dalston Jn and L.8 by special trains from Kensington Olympia, Southern and Western Regions to the GN main line.
- L.16 Gospel Oak: Connection to and from Junction Road Jn line  
Special trains between the LTS section and the Southern and Western Regions run via this route (but see also L.18). Also used by trains running via L.15.
- L.17 Kentish Town: Junction Road Jn - Carlton Road Jn (56 ch)  
Special trains between the Midland line and the Eastern Region run via this route.
- L.18 Cricklewood Jn - Dudding Hill Jn - Acton Wells Jn (3 mi 61 ch)  
Along with L.17, this route is sometimes used as an alternative to L.16 for special trains between the LTS section and the Southern and Western Regions.
- L.19 Silkstream Jn - Hendon Jn (via Goods lines) (58 ch)  
Brent Jn - Dudding Hill Jn - Acton Wells Jn (3 mi 79 ch)  
Special trains, Midland line to and from Southern and Western Regions run via this route, although trains from Leicester and stations north thereof to and from the Western Region and the South Western Division of the Southern Region may run via Birmingham and Oxford or Gloucester.

- L.20 Wembley Central - Willesden Jn via Low Level Goods lines  
(2 mi 47 ch)  
Used by special trains between WCML and Kensington Olympia when running via WCML Slow lines north of Wembley Central.
- L.21 Wembley Central (Sudbury Jn) - Acton Canal Wharf - Acton Wells Jn  
(2 mi 58 ch)  
Certain special trains, Rugby, Watford etc. to and from the Western Region, as an alternative to reversal at Kensington Olympia. Also certain special trains to and from Wembley Central, usually from the Western Region or Midland line.
- L.22 Willessden Jn High Level - Mitre Bridge Jn (43 ch)  
NRU.
- L.23 Acton Wells Jn - Acton Main Line (Poplar Jn) (49 ch)  
Special trains between the Western Region and the Eastern Region and Midland line.
- L.25 Greenford West Jn - Greenford LTE Bay Jn (11 ch)  
Drayton Green Jn - Hanwell Jn (36 ch)  
Special trains, High Wycombe line to and from Slough and west thereof.
- L.26 Greenford East Jn - Greenford South Jn (26 ch)  
Drayton Green Jn - Hanwell Jn (36 ch)  
Alternative route between Old Oak Common and Hanwell. NRU.
- L.27 South Acton Jn - Kew East Jn - New Kew Jn (1 mi 8 ch)  
Clapham Jn 'A' - Longhedge Jn - Factory Jn (1 mi 40 ch)  
Special trains between the Southern Region (Central and South Eastern Divisions) and the Midland line run via this route.
- L.28 South Acton Jn - Kew East Jn - Old Kew Jn (1 mi 16 ch)  
Special trains between the Southern Region (South Western Division) and the Eastern Region or Midland line run via this route.
- L.29 Clapham Jn 'A' - Longhedge Jn - Factory Jn (1 mi 40 ch)  
NRU.
- L.29a Wimbledon - East Putney Jn - Point Pleasant Jn (3 mi 25 ch)  
Clapham Jn 'A' - Longhedge Jn - Factory Jn (1 mi 40 ch)  
Special trains between the South Western Division and Kent Coast etc. usually run via this route.
- L.30 Wimbledon - East Putney Jn - Point Pleasant Jn (3 mi 25 ch)  
N '86' 23:24 Waterloo - Wimbledon (staff train).  
Alternative route between Wimbledon and Clapham Jn.  
Used by LRT District Line trains between Wimbledon and East Putney Jn.

- L.31 Clapham Jn (Pouparts Jn) - Stewarts Lane Jn - Battersea Pier Jn  
(1 mi 27 ch)  
'52' D 05:25, 17:20/18:20, D 05:25 SUN and 17:20/18:20 SUN Newhaven Marine - Victoria.  
Alternative route for Central Division trains between Clapham Jn and Victoria.
- L.32 Longhedge Jn - Stewarts Lane Jn - Battersea Pier Jn (75 ch)  
Access to Victoria from the West London line. NRU.
- L.33 Victoria: Central Division trains running to Eastern side via 219 points  
All best trains, Victoria to Newhaven Marine, plus:  
'72' 00:42 MX Victoria - East Croydon.  
'84' 12:54 SX Victoria - Horsham.  
'84' 09:28 SX Horsham - Victoria.  
'84' 12:06 SX Epsom - Victoria. '84' 10:54 SX Victoria - Dorking.  
'72' 11:48 SX Victoria - Tattenham Corner.  
'72' 11:01 SX Smitham - Victoria.
- L.35 West London and West London Extension lines  
Trains which run via Kensington Olympia en route Eastern and Western Regions to and from Central and South Eastern Divisions of the Southern Region, and also between the WCML and the Southern Region run via this route.  
  
Willessden West London Jn - Mitre Bridge Jn - North Pole Jn - Kensington Olympia - Latchmere Jn - Clapham Jn (Central Division)  
Most services booked via Kensington Olympia (see Table 50) use this route, as does:  
08:12 SX Clapham Junction - Kensington Olympia.  
Other services use routes L.36, L.37 and L.38.
- L.36 Old Oak Common (West London Jn) - North Pole Jn (34 ch)  
11:34 SO Kensington Olympia - Reading.  
09:34 SO Reading - Kensington Olympia.
- L.37 Latchmere Jn - Longhedge Jn - Factory Jn (1 mi 03 ch)  
09:04 Canterbury East - Liverpool Lime Street.  
13:55 and 13:45 SUN Dover Western Docks - Liverpool Lime Street.  
17:54 Dover Western Docks - Manchester Piccadilly.  
10:30 Liverpool Lime Street - Dover Western Docks.  
07:40 Manchester Piccadilly - Dover Western Docks.  
10:33 SUN Kensington Olympia - Dover Western Docks.
- L.38 Latchmere Jn - Clapham Jn 'A' (37 ch)  
08:24 SX, 08:49 SX, 09:14 SX, 16:12 SX, 16:37 SX, 17:03 SX, 17:27 SX Kensington Olympia - Clapham Junction.  
08:37 SX, 09:02 SX, 16:00 SX, 16:25 SX, 16:50 SX, 17:15 SX Clapham Junction - Kensington Olympia.
- L.42 Grosvenor Bridge Jn - Stewarts Lane Jn - Factory Jn (76 ch)  
'58' 17:45 SX Victoria - Dartford.  
'72' 05:26 SO and hourly until 18:26 SO Victoria - Orpington.  
'82' 05:56 SO and hourly until 18:56 SO Victoria - Sevenoaks.

L.42a Factory Jn - Stewarts Lane Jn - Battersea Pier Jn (76 ch)

NRU.

L.43 Brixton Jn - Canterbury Road Jn - Cambria Jn (62 ch)

'96' 08:57 SX and 09:57 SX Victoria - Ashford.  
 '68' 16:25 SX, 17:25 SX, 18:25 SX Victoria - Dartford.  
 '58' 16:45 SX Victoria - Dartford.  
 '78' 17:05 SX, 18:05 SX Victoria - Dartford.  
 '96' 18:30 SX Victoria - Ramsgate.  
 '96' 18:57 SX Victoria - Maidstone East.  
 '62' 08:50 SO Swanley - Victoria.  
 '92' 07:12 SX Rochester - Victoria.  
 '58' 06:55 SX, 07:58 SX Dartford - Victoria.  
 '78' 07:18 SX, 08:18 SX Dartford - Victoria.  
 '92' 08:00 SX Sheerness-on-Sea - Victoria.  
 '96' 17:07 SX and hourly until 22:07 SX, also 19:06 SO and hourly until 22:06 SO, also 07:11 SUN and 08:07 SUN and hourly until 21:07 SUN Ashford - Victoria.  
 '72' 05:07 SO, 05:36 SO, 06:07 SO and hourly until 19:07 SO Orpington - Victoria.  
 '82' 06:20 SO and hourly until 19:20 SO, 20:24 SO, 21:27 SO, 22:27 SO, 06:30 SUN and hourly until 21:30 SUN Sevenoaks Victoria.

L.43a Factory Jn/Voltaire Road Jn and Crofton Road Jn

Trains via Stewarts Lane Jn (q.v.).  
All Saturday and Sunday trains from Victoria to Denmark Hill (see Table 195); also:

'96' 07:58 SX, 10:57 SX, 11:57 SX, 12:57 SX, 13:57 SX, 19:57 SX, 20:57 SX, 21:57 SX, 22:57 SX Victoria to Ashford.  
 '96' 16:03 SX Victoria - Ramsgate.  
 '58' 17:45 SX Victoria - Dartford.  
 '96' 09:18 SX and hourly until 14:18 SX, and 15:40 SX Ashford Victoria.  
 '96' 16:46 SX Ramsgate - Victoria.  
 '92' 07:52 SX Rochester - Victoria.  
 '68' 07:36 SX, 08:36 SX Dartford - Victoria.  
 '58' 17:20 SX Sidcup - Victoria. '96' 14:57 SX Victoria - Margate.

Certain boat trains from Dover Western Docks or Folkestone Harbour to Victoria run over this line.

L.44 Brixton Jn - Canterbury Road Jn - Loughborough Jn (57 ch)

NRU.

L.45 Blackfriars Jn - Metropolitan Jn (31 ch)

'48' 05:49 SX Holborn Viaduct - Bromley North.  
 '17' 04:10 SX Orpington - Holborn Viaduct.

L.46 Cannon Street West Jn - Cannon Street North Jn (20 ch)

N '2' 04:57 SX Charing Cross - Cannon Street (staff train).  
 Also used for shuttle service as follows when engineering work blocks lines shown:  
 (a) Cannon Street and Waterloo East (when Charing Cross is closed);  
 (b) Cannon Street and Charing Cross (when the Charing Cross lines are blocked between North Kent East Jn and Metropolitan Jn).

L.47 Lewisham Vale Jn - Tanners Hill Jn (St.Johns Reversible line) (28 ch)

SX trains from Charing Cross to Lewisham, not calling at New Cross, between 16:10 and 18:35 (see Table 201), EXCEPT:  
 '62' 16:13 SX Charing Cross - Gillingham.  
 '64' 18:06 SX Charing Cross - Gravesend.

SX trains from Lewisham to Charing Cross, not calling at New Cross, between 06:55 and 09:55 (at Lewisham).

The following trains also run via this route:

'62' 08:13 SUN and hourly until 22:13 SUN Charing Cross - Gillingham.  
 '74' 16:46 SX, 17:26 SX, 17:46 SX Charing Cross - Gravesend.  
 '62' 06:52 SX Rochester - Charing Cross.  
 '74' 06:52 SX Gravesend - Charing Cross.  
 '72' 07:08 SX, 07:28 SX Gillingham - Charing Cross.  
 '64' 07:38 SX Maidstone West - Charing Cross.  
 '62' 10:00 SX and hourly until 15:00 SX, 18:00 SX and hourly until 22:00 SX Gillingham - Charing Cross.  
 '60' 18:06 SX Dartford - Charing Cross.  
 '62' 06:00 SO and hourly until 22:00 SO Gillingham - Charing Cross.  
 '62' 06:00 SUN and hourly until 21:00 SUN Gillingham - Charing Cross.

L.48 St.Johns - Parks Bridge Jn - Courthill Loop South Jn (62 ch)

Trains between Charing Cross or Cannon Street and the Hither Green line not booked to stop at Lewisham (see Tables 201,206,207)

L.49 St.Johns - Parks Bridge Jn - Ladywell Jn (56 ch)

Trains to and from the Catford Bridge line not booked to stop at Lewisham (see Table 201); plus:  
 N '38' 00:21, 00:21 SUN Orpington - Charing Cross (staff trains).

L.50 Beckenham Jn - New Beckenham Jn (35 ch)

N '30' 00:21, 00:21 SUN Orpington - Charing Cross (staff trains).

L.51 Crayford 'A' Jn - Crayford 'B' Jn (30 ch)

NRU.

L.52 Chislehurst Jn - St.Mary Cray Jn (57 ch)  
(All the following trains run via the Reversible (Down) line.)

'03' 16:34 SX Cannon Street - Dover Western Docks.  
 '07' 16:54 SX, 17:14 SX, 17:34 SX, 17:54 SX, 18:14 SX Cannon Street - Ramsgate.  
 '07' 05:54 SX, 06:24 SX, 06:44 SX, 07:03 SX, 07:24 SX, 07:41 SX Ramsgate - Cannon Street.

L.53 South Bermondsey Jn - Bricklayers Arms Jn (via Spur or Reversible lines) (27 ch)

All Up trains between Norwood Junction and New Cross Gate, calling at stations Anerley and Brockley inclusive, EXCEPT trains to Charing Cross and the following trains:

- '91' 08:58 SX West Croydon - London Bridge.
- '93' 15:19 SX, 15:49 SX, 16:15 SX, 16:30 SX, 17:03 SX Caterham - London Bridge.
- '41' 16:59 SX West Sutton - London Bridge.
- '97' 08:44 SX, 16:31 SX, 17:20 SX Tattenham Corner - London Bridge.
- '65' 16:55 SX Streatham Hill - Victoria.
- '85' 15:54 SX Epsom Downs - London Bridge.
- '55' 17:15 SX London Bridge - London Bridge.

The following trains also run via the Spur or Reversible lines:

- '97' 07:54 SX and 08:24 SX Tattenham Corner - London Bridge.

L.54 Streatham North Jn - Streatham South Jn (via Reversible Fast Spur) (29 ch)

NRU.

L.55 Selhurst - Windmill Bridge Jn (Slow lines) (50 ch)

All SX and SO stopping trains between Selhurst and East Croydon (see Table 178), plus:

- '44' 06:07 SX Victoria - Brighton.
- '66' D 07:36 SO, 08:17 SX, 08:36 SO, 09:36 and hourly until 16:36 17:02 SX, 17:32 SX, 17:36 SO, 18:02 SX, 18:36 and hourly until 23:36 Victoria - East Grinstead.
- '32' 08:17 SX, 09:17 SX, 18:10 SX Victoria - Littlehampton.
- '74' 17:04 SX, 17:34 SX, 18:04 SX Victoria - Smitham.
- '34' 04:15 SO, 04:25 SUN Brighton - Victoria.
- '66' 06:17 SX, 07:19 SO, 07:49 SX, 08:46 SX, 16:49 SX East Grinstead - Victoria.
- '88' 06:30 SX, 07:40 SX, 07:42 SO, 08:42 SO, 09:42 and hourly until 14:42, 15:42 SO, 16:42 SO, 17:42, 18:40, 19:42, 20:42, 21:42 Uckfield - Victoria.
- '74' 07:17 SX, 07:37 SX Smitham - Victoria.
- '32' 15:42 SX Littlehampton - Victoria.
- 18:25 SX Brighton - Manchester Piccadilly.
- '32' 16:51 SX, 17:51 SX Horsham - Victoria.
- '16' 08:21 SX Bognor Regis - Victoria.
- '56' 17:18 SX Bognor Regis - Victoria.
- '44' 07:45 SX Three Bridges - Victoria.
- '66' 17:34 SX Hurst Green - Victoria.
- '44' 05:49 SX, 07:27 SX Brighton - Victoria.
- '34' 06:30 SX Preston Park - Victoria.

Also all trains from Victoria to the Oxted line (see Table 184).

EXCEPT:

- '76' 05:25 Victoria - East Grinstead.

L.56 Norwood Jn - Norwood Fork Jn (via Down Slow line) (58 ch)

All SX and SO Down trains calling at Norwood Junction and East Croydon, EXCEPT:

- All SX London Bridge to Caterham trains between 16:15 and 18:45.
- '61' 06:45 SX London Bridge - Hastings.
- '15' 08:32 SX, 09:32 SX London Bridge - Brighton.
- '93' 15:20 SX, 15:50 SX Charing Cross - Caterham.

The following train also runs via the Down Slow line:

- '76' 05:25 SX Victoria - East Grinstead.

L.57 Norwood Fork Jn - Windmill Bridge Jn (Down Slow line) (36 ch)

Trains from London Bridge to the Oxted line (see Table 184).

SX and SO Down trains calling at Norwood Junction and East Croydon, EXCEPT:

- '15' 08:32 SX, 09:32 SX London Bridge - Brighton.

Also the following trains:

- '76' 05:25 SX Victoria - East Grinstead.
- '35' 08:03, 09:03 London Bridge - Brighton.
- '33' 08:13 SX London Bridge - Littlehampton.
- '11' 16:30 SX, 16:55 SX London Bridge - Reigate.
- '33' 17:20 SX, 17:50 SX London Bridge - Horsham.
- '11' 18:05 SX London Bridge - Redhill.
- '33' 18:35 SX London Bridge - Crawley.

L.58 Cottage Jn - Norwood Fork Jn (Up Slow line) (19 ch)

Up trains calling at East Croydon and Norwood Junction, EXCEPT:

- '97' 06:06 SX Tattenham Corner - London Bridge.

Trains from the Oxted line to London Bridge (see Table 184); also:

- '35' 06:31 SO, 07:31 SO, 08:31 SO, and 09:31 and hourly until 21:31 (except 17:31 SX) Brighton - London Bridge.
- '11' 07:35 SX, 08:20 SX Reigate - London Bridge.
- '33' 07:55 SX Three Bridges - London Bridge.
- '63' 16:35 SX Seaford - London Bridge.

L.59 Coulsdon North - Earlswood (via Quarry line) (6 mi 54 ch)

Trains between East Croydon and Gatwick Airport not booked to call at Redhill, EXCEPT:

- '34' 01:00 Daily, 04:00 Daily, 05:00 SUN, 23:59 Victoria - Brighton.
- '30' 02:00 Daily, 03:00 Daily, 05:00 SX, 05:45 SO, 06:30 SX, 07:30 SX, 08:00 SX, 08:15 SX, 15:45 SX, 16:45 SX, 17:15 SX, 17:45 SX, 18:15 SX, 18:45 SX, 23:30, 05:45 SUN and half-hourly until 21:45 SUN Victoria - Gatwick Airport.
- '30' 01:05 Daily, 03:05 Daily, 04:05 Daily, 23:50 Gatwick Airport - Victoria.
- '12' 23:20 SX Victoria - West Worthing.
- '34' 01:15 Daily, 04:10 and 04:15 SUN Brighton - Victoria.
- '34' 05:30 SUN Three Bridges - Victoria.
- '6' 22:06 SX Bognor Regis - Victoria.

L.60 Tulse Hill Jn - Leigham Jn (20 ch)

- '25' 22:30 SX Blackfriars - Streatham Hill.
- '25' 05:49 SX, 06:19 SX, 08:27 SX Streatham Hill - Holborn Viaduct.

L.61 Hither Green: Lee Spur Curve (29 ch)

NRU.

EASTERN REGION

E.1 Shenfield: Shenfield Jn - Mountnessing Jn (64 ch)

Down trains which operate from Main lines at Shenfield (No.3 Platform) direct to the Southend Victoria line, NOT running via the Down Diveunder line, are as follows:  
00:24, 06:04 SX, 06:44 SX, 08:45 SX, 23:04 SO, 00:24 SUN, 05:00 SUN, 05:50 SUN, 23:15 SUN Liverpool Street - Southend Victoria;  
06:07 SX Romford - Southend Victoria.

E.4 Ely North Jn - Ely West Jn (via Ely North Curve) (1 mi 2 ch)

07:50 Yarmouth - Liverpool Lime Street.  
10:45 Liverpool Lime Street - Yarmouth.  
08:21 SX, D 08:21 SO, D 10:00 SO, 10:39 SX, D 10:39 SO, 16:20, 18:30, D 12:20 SUN, and 17:20 SUN Birmingham New Street Norwich.  
13:10 SUN Norwich - Sheffield. 18:15 SUN Sheffield - Yarmouth.  
07:27, 11:27 SX, D 11:27 SO, 13:27 SX, D 13:27 SO, D 14:52 SO, 16:40 SX, D 16:40 SO and 16:35 SUN Norwich - Birmingham New St.  
D 08:21 SO and D 10:39 SO Birmingham New Street - Yarmouth.  
D 08:32 SO, D 10:38 SO, D 12:45 SO, D 15:48 SO and 18:10 SUN Yarmouth - Birmingham New Street.  
D 09:50 SO Yarmouth - Newcastle.  
D 13:47 SUN Leicester - Yarmouth.  
D 07:48 SO Leeds - Yarmouth. D 14:50 SO Yarmouth - Leeds.  
D 08:05 SO Leamington Spa - Norwich.  
D 08:45 SO Newcastle - Yarmouth.  
D 13:14 SO Norwich - Leamington Spa.

Special trains between the March line and the Norwich or King's Lynn lines, not requiring to stop at Ely, run via this route.

E.5 Helpston: Connection SL to ML north of Peterborough

20:38 SUN King's Cross - Aberdeen.  
07:20 Harwich Parkeston Quay - Manchester Piccadilly.  
07:50 Yarmouth - Liverpool Lime Street.  
D 09:50 SO Yarmouth - Newcastle.  
13:20 Harwich Parkeston Quay - Blackpool North.

E.6 Sleaford North Jn - Sleaford South Jn (Sleaford Avoiding line) (1 mi 35 ch)

Special trains between Lincoln and Spalding, not required to stop at Sleaford, normally run via this route. When the ECML is blocked for engineering work between Peterborough and Newark (usually from 22:00 Saturday until 09:30 Sunday but sometimes all day Sunday), services are diverted via Spalding and Lincoln.

The following trains run via this route:  
D 22:15 SO King's Cross - Aberdeen.  
D 21:15 SO Aberdeen - King's Cross.

Plus, when a daytime blockage is in operation, trains not booked to stop at Grantham when running via ECML.

E.7 Barkston East Jn - Allington Jn (4 mi 7 ch)

D 10:52 SO Skegness - Sheffield. D 07:07 SO Sheffield - Skegness.  
D 18:43 SUN Skegness - Leicester.  
D 18:26 SUN Skegness - Derby. D 08:45 SUN Derby - Skegness.  
D 08:48 SX and D 08:21 SUN Leicester - Skegness.  
D 09:46 SO Skegness - Nottingham.  
D 10:42 SO Nottingham - Skegness.  
D 09:10 SO, D 09:21 SX Burton-on-Trent - Skegness.  
D 12:50 SO, D 18:23 SX Skegness - Burton-on-Trent.  
D 12:30 SO Skegness - Nuneaton. 08:00 SO Nuneaton - Skegness.

Special trains between the East Midlands and Skegnes etc. run via this route.

E.8 Lincoln: Boultham Jn - Pyewipe Jn (63 ch)

When the ECML is blocked for engineering work between Newark and Doncaster (usually from 22:00 Saturday until 09:30 Sunday but sometimes all day Sunday), services are diverted from Newark via this route and Gainsborough.

E.9 Brocklesby Jn - Ulceby South Jn (72 ch)

NRU.

E.10 Hull: Hessle Road Jn - Walton Street Jn (via Springbank Loop) (1 mi 65 ch)

Alternative route from Hessle Road towards Hull. Serves Boothferry Park, used for football traffic, in connection with home matches of Hull City FC.

E.11 Hull: Anlaby Road Jn - West Parade North Jn (24 ch)

D 11:48 SO Scarborough - Leicester.

Special trains between Bridlington and points west of Hull may run via this route if not required to call at Hull.

E.12 Northallerton: Longlands Jn - Boroughbridge Road - East Jn (1 mi 70 ch)

Alternative route for trains to and from the Stockton line, not stopping at Northallerton.

E.13 Norton-on-Tees East - Norton-on-Tees West (28 ch)

NRU.

E.14 Norton-on-Tees South - Norton-on-Tees West - Ferryhill (Tursdale Jn) (13 mi 25 ch)

Used for diversions when ECML is blocked for engineering work between Northallerton or Darlington and Ferryhill (normally 03:45 to 12:30 Sunday). (See also next page.)

E.15 Ferryhill: Slow line between Ferryhill South Jn and Tursdale Jn (2 mi 33 ch)

07:03 and D 13:03 SO Liverpool Lime Street - Newcastle.

**E.16 Ferryhill South Jn - Turedale Jn (via Slow line) - Washington - Pelaw Jn (20 mi 54 ch)**

Used for diversions when ECML is blocked for engineering work between Ferryhill and Newcastle, usually Sundays 04:00 to 12:30.

**E.14 and E.16 :**

When diversions apply by either of these routes, the following trains are normally involved in the diversions:

07:50 SUN, 08:50 SUN, 09:50 SUN, D 11:30 SUN and 12:30 SUN  
Newcastle - King's Cross.  
08:10 SUN Leeds - Edinburgh.  
D 09:30 SUN Newcastle - Paignton (D Exeter St.Davids).  
D 10:30 SUN Newcastle - Cardiff Central.  
D 09:35, 09:50 and 10:50 (all SUN) Edinburgh - King's Cross.  
08:00 SUN, 10:00 SUN, 12:00 SUN Newcastle - Liverpool Lime Street.

**E.17 Darlington: Station Avoiding line (53 ch)**

Used by ECML services not booked to stop at Darlington.

**E.18 King Edward Bridge South Jn - Greensfield Jn - Gateshead High Level Bridge Jn (48 ch)**

08:32 Durham - Heworth. 16:00 SO Sunderland - Carlisle.  
08:05, 08:32 SX and 18:16 Durham - Newcastle.  
07:20 and 18:42 SX Newcastle - Durham.  
13:50 Newcastle - Penzance. 22:40 SUN Newcastle - Hexham.  
14:05 and 15:03 SX Middlesbrough - Carlisle.  
08:33 SO, 15:51, 17:45 SUN, 20:18 SUN and 21:33 SUN Carlisle  
Newcastle. 21:14 SO Hexham - Newcastle.  
10:48, D 16:42 SO (from 10 Oct) Carlisle - Middlesbrough.  
10:42, 12:44 and 14:43 Hexham - Newcastle.  
12:15 and 18:55 Hexham - Sunderland.

**E.19 King Edward Bridge North Jn - Greensfield Jn - Gateshead Park Lane Jn (75 ch)**

08:32 SO Durham - Heworth. 13:15 SX Newcastle - Sunderland.  
15:45 SX and 16:32 SO Sunderland - Newcastle.  
14:39 SUN Middlesbrough - Newcastle.

**E.20 Benton North Jn - Backworth - Bedlington - Morpeth North Jn/Morpeth Jn (16 mi 20 ch/16 mi 21 ch)**

Used for diversions when engineering work blocks the ECML between Benton North Jn and Morpeth.

**E.24 Dore South Jn - Dore West Jn (23 ch)**

07:18 Nottingham - Blackpool North.

Special trains, Chesterfield and south thereof to and from Hope Valley stations or Lancashire, usually run via this route.

**E.25 Tapton Jn - Beighton Jn - Woodhouse Jn (10 mi 17 ch)**

D 07:52 SO Leicester - Scarborough.

When engineering work blocks the Midland main line via Dronfield, trains between Chesterfield and Sheffield run via this route, usually between 22:00 Saturday and 16:00 Sunday.

**E.26 Tapton Jn - Beighton Jn - Rotherham Masborough North Jn (15 mi 18 ch)**

Special trains on the Midland line, not required via Sheffield, may run via this route.

**E.28 Swinton Jn - Cudworth - Oakenshaw South Jn - Goosehill Jn (17 mi 75 ch)**

NRU.

**E.29 Altofts Jn - Whitwood Jn (1 mi 54 ch)**

D 12:45 SO Blackpool North - Castleford.  
D 09:01 SO Castleford - Blackpool North.

**E.30 Altofts Jn - Whitwood Jn (1 mi 54 ch)  
Castleford Station - Milford Jn (5 mi 71 ch)**

D 08:30 SO, D 08:30 SUN and D 09:14 SX Wakefield W. - Scarborough.  
D 19:15 SX and D 18:02 SUN Scarborough - Wakefield Westgate.

**E.31 Gascoigne Wood Jn - Milford Jn (1 mi 35 ch)**

D 11:48 SO Scarborough - Leicester.

**E.32 Hambleton South Jn - Hambleton West Jn (1 mi 18 ch)  
Gascoigne Wood Jn - Sherburn-in-Elmet Jn (1 mi 15 ch)**

Used by ECML services when main line is blocked for engineering work between Temple Hurst Jn and Hambleton North Jn. Weekdays 00:01 to 06:00 (when required).

**E.33 Selby Canal Jn - Selby West Jn (31 ch)**

Used by ECML services when main line is blocked for engineering work between Hambleton South Jn and Colton Jn. Weekdays 00:01 to 06:00 (when required).

**E.34 York: Burton Lane Jn - Rowntree's Halt (16 ch)**

M\* 06:16 SX Doncaster - Rowntree's Halt.  
M\* 16:37 SX Rowntree's Halt - Sheffield.  
(Note: \* Not advertised between York and Rowntree's Halt and does not run between these points 27 July to 7 August owing to works holidays.)

**E.38 Sheffield: Woodburn Jn - Wadsley Bridge (3 mi 68 ch)**

Used by football specials for away team supporters in connection with Sheffield Wednesday home games.

**E.39 Sheffield, Woodburn Jn - Attercliffe Road - Broughton Lane Jn - Tinsley Yard - Treeton North Jn (4 mi 7 ch)**

Goods line through Tinsley Yard. Used for diversions when line is blocked for engineering work between Sheffield and Rotherham.

E.39a Sheffield, Brightside Jn - Tinsley Yard - Treeton North Jn  
(3 mi 35 ch)

Goods line. Used as an alternative to E.39 depending on site of engineering work involved. Sometimes, when engineering work blocks the line between Nunnery Jn and Brightside Jn, Sheffield and Barnsley trains are diverted, with reversal at both Tinsley Yard West End and Brightside Jn.

E.40 Retford North Jn - Whisker Hill Jn (1 mi 1 ch)

07:47, 11:28, 15:23, 16:36 and 21:20 SUN Sheffield - Retford.  
08:38, 12:25, 16:24, 17:36 and 22:30 SUN Retford - Sheffield.

Used for special trains, Worksop etc. to and from points south of Retford.

E.41 Darnall West - Attercliffe Road - Rotherham Central Jn  
( mi ch)

Used by special trains, Worksop etc. to and from points north of Rotherham.

E.42 Sheffield, Woodburn Jn - Attercliffe Road - Rotherham Central Jn  
( mi ch)

NRU.

Alternative route between Sheffield and points north of Rotherham.

E.43 Aldwarke Jn: South-West/North-East connections

InterCity services between Sheffield and Doncaster run via this route.

E.44 Aldwarke Jn: South-East/North-West connections

Trains between Sheffield and Leeds, stopping at Rotherham Central.

E.47 Doncaster: Bridge Jn - St. James's Jn (19 ch)

Special trains from RAF Finningley Open Day to Sheffield etc.

E.48 Doncaster: Loversall Carr Jn - Flyover West Jn (Down line)  
(1 mi 17 ch)

Flyover East Jn - Loversall Jn (Up line) (43 ch)

NRU.

E.49 Doncaster: Hexthorpe Jn - Bentley Jn (3 mi 25 ch)

NRU.

E.50 Stainforth Jn - Applehurst Jn - Joancroft Jn (4 mi 1 ch)

Special trains, Cleethorpes and Scunthorpe to and from York and beyond.

E.51 Stainforth Jn - Applehurst Jn - Skellow Jn - Adwick Jn  
(6 mi 66 ch)

Used by special trains, Cleethorpes and Scunthorpe to and from Wakefield and beyond.

E.52 Skellow Jn - Carcroft Jn (46 ch)

NRU.

E.53 Shaftholme Jn - Askern - Knottingley West Jn (10 mi 55 ch)  
Knottingley West Jn - Ferrybridge Jn (40 ch)

Used for diversions when ECML is blocked for engineering work between York and Doncaster, normally Sundays from 04:00 until 13:00. Also used by special excursions from Askern.

E.54 Shaftholme Jn - Askern - Knottingley West Jn (10 mi 55 ch)  
Pontefract West Jn - Crofton West Jn - Oakenshaw Jn (7 mi 40 ch)

Used for diversions when the Doncaster and Leeds line is blocked for engineering work between Doncaster and Wakefield.

E.56 Pontefract East Jn - Ferrybridge Jn (52 ch)

NRU.

E.57 Wakefield: Calder Bridge Jn - Turner's Lane Jn (53 ch)

Used for diversions when Wakefield and Leeds line is blocked for engineering work.

E.58 Hare Park Jn - Crofton West Jn - Oakenshaw Jn - Calder Bridge Jn  
- Wakefield East Jn (3 mi 2 ch)

NRU.

E.59 Oakenshaw South Jn - Oakenshaw Jn (46 ch)

NRU.

E.60 Horbury Station Jn - Crigglestone Jn (1 mi 48 ch)

NRU.

E.61 Sowerby Bridge: Milner Royd Jn - Greetland Jn - Bradley Wood Jn  
- Heaton Lodge Jn (7 mi 70 ch)

When engineering work blocks the route between Manchester Victoria and Huddersfield, trains operate via this route.

E.63 Leeds: Gelderd Road Jn - Wortley South Jn - Wortley West Jn  
(52 ch)

(Route reported closed Summer 1985, but no Working Timetable alterations have been made to the following trains.)

D 09:01 SO Castleford - Blackpool North.  
D 12:45 SO Blackpool North - Castleford.

E.64 Leeds: Viaduct line (Leeds West Jn - Gelderd Road Jn)  
(1 mi 22 ch)

Alternative route for GN line trains instead of via Holbeck Jn. Any trains using Platforms 1, 2 or 3 at Leeds must run via Holbeck Jn.

Trains booked to use this line are listed on the next page.

E.64 Leeds: Viaduct line (continued)

D 00:05 SO Plymouth - York. D 09:55 SO Tenby - York.  
 D 09:40 SO Poole - Bradford Interchange.  
 D 11:00 SO Paignton - Newcastle. D 09:25 SO Newquay - Newcastle.  
 D 09:58 SO Penzance - Leeds. D 06:23 SO Leeds - Poole.  
 D 08:06 SO Manchester Piccadilly - Leeds.  
 D 08:13 SO and 09:20 SO Leeds - Skegness.  
 D 07:06 SO and D 22:33 FO Bradford Interchange - Paignton.  
 D 07:48 SO Leeds - Yarmouth. D 09:18 SO Tenby - York.  
 D 07:53 SO Bradford Interchange - Poole.  
 D 10:10 SO Scarborough - Paignton.  
 D 19:30 SO Newcastle - Newquay.  
 D 22:05 FO York - Portsmouth Harbour.

E.65 Leeds: Engine Shed Jn - Whitehall Jn (34 ch)

Special trains between Harrogate or Keighley and the Altofts line, not calling at Leeds.

E.70 Wymondham South Jn - Dereham (11 mi 20 ch)

Special DMU trains arranged by the Railway Development Society.

E.71 March East Jn - Whitemoor Jn - Wisbech (7 mi 35 ch)

Special DMU trains arranged by the Railway Development Society.

LONDON MIDLAND REGION

M.1 Corby - Manton Jn (11 mi 49 ch)

Used for diversions when engineering work blocks the Midland line between Kettering and Leicester; trains run via this route and Melton Mowbray, reversing at Leicester to and from the North.

M.2 Glendon South Jn - Glendon North Jn (31 ch)  
(Connection Slow to Fast lines north of Kettering)

17:30 SX St. Pancras - Derby (D Leeds FO).  
15:48 and 23:00 SUN Nottingham - Kettering.

M.3 Wigston South Jn - Glen Parva Jn (49 ch)

Special trains, St. Pancras etc. to and from West Midlands, Shrewsbury and Cambrian line.

M.4 Knighton South Jn - Coalville (13 mi 49 ch)

Special trains from Leicester in connection with the (almost annual) Coalville Depot Open Day.

M.5 Syston East Jn - Syston North Jn (17 ch)

Special trains, Loughborough and north thereof to and from Melton Mowbray and beyond (GE section of the Eastern Region).

M.6 Trent East Jn - Toton Jn (Erewash Valley line) (1 mi 69 ch)

18:25 SO Paignton - Leeds (18:05 SO Plymouth from 10 Oct).

Owing to engineering work between Derby and Chesterfield, the following train runs via this route:

08:31 SUN Derby - York (FROM 11 OCTOBER).  
08:54 Derby - Newcastle (UNTIL 4 OCTOBER).

M.7 Trent West Jn - Castle Donington - Stenson Jn (12 mi 30 ch)

Special trains between Trent and Burton-on-Trent or Uttoxeter, not required via Derby, run via this route. It is also used for diversions; when the line is blocked between Derby and Trent, trains run via and reverse at Stenson Jn.

M.8 Trent South Jn - Meadow Lane Jn (1 mi 34 ch)

Trent Goods lines. Used for diversions when the main lines are blocked for engineering work around Trent Jn. Trains between Leicester and Nottingham reverse at Toton Centre.

M.8a Nottingham, Mansfield Jn - Radford Jn - Trowell Jn (6 mi 34 ch)

17:50 SX St. Pancras - Barnsley. 06:00 SX Sheffield - St. Pancras.

M.9 Aylesbury - Quainton Road - Claydon LNE Jn - Denbigh Hall Jn (24 mi 45 ch)

Special shoppers' excursions, Chiltern line stations to Milton Keynes Central.

M.10 Aylesbury - Quainton Road (6 mi 20 ch)

In connection with Buckingham Railway Centre "Open Days" a special DMU usually operates on May Day, Spring and Summer Bank Holiday Mondays, timings being:

Aylesbury	dep.10:25	11:25	12:25	13:25	14:25	15:25	16:25	17:25
Quainton Rd.	arr.10:40	11:40	12:40	13:40	14:40	15:40	16:40	17:40
Quainton Rd.	dep.11:05	12:05	13:05	14:05	15:05	16:05	17:05	18:20
Aylesbury	arr.11:20	12:20	13:20	14:20	15:20	16:20	17:20	18:35

M.11 Rugby: Trent Valley Jn Up Slow line (outside flyover)

NRU.

M.13 Aston, Stechford Jn - Stechford South Jn (3 mi 10 ch)

06:54 SX Walsall - Milton Keynes Central.  
07:12 SX Walsall - Birmingham International.  
18:33 SX Birmingham International - Walsall.

M.14 Aston, Stechford Jn - Stechford South Jn (3 mi 10 ch)  
Bescot Jn - Darlaston Jn - Portobello Jn - Wolverhampton (5 mi 69 ch)

Special trains between Coventry and Wolverhampton, not required via Birmingham, especially trains to and from the Shrewsbury line, run via this route.

**M.15 Aston, Stechford Jn - Stechford South Jn (3 mi 10 ch)  
Bescot Jn - Darlaston Jn - Portobello Jn - Bushbury Jn  
(6 mi 53 ch)**  
When engineering operations block the Trent Valley main line, from 22:00 Saturday until 16:00 Sunday, the following services are diverted and run via this route:  
21:50 SO and 08:50 SUN Euston - Holyhead.  
D 10:00 SUN and 12:00 SUN Euston - Preston.  
20:55 SO and D 22:00 SO Euston - Inverness.  
D 22:00, 22:50 SO, D 23:00 SO, D 10:00 SUN and 13:00 SUN Euston - Glasgow Central.  
22:40 SO Euston - Edinburgh. D 10:57 SUN Carlisle - Euston.  
23:50 SO, 10:30 SUN and 12:50 SUN Euston - Liverpool Lime Street.  
09:30 SUN, 11:30 SUN and 13:30 SUN Euston - Manchester Piccadilly.  
19:30 SO and D 21:00 SO Inverness - Euston.  
D 22:25 SO Stranraer Harbour - Euston.  
D 22:10 SO and 22:15 SO Glasgow Central - Euston.  
00:30 SUN, 08:22 SUN, 08:52 SUN, 10:30 SUN, D 11:30 SUN and 12:28/13:05 SUN Manchester Piccadilly - Euston.  
00:45 SUN and D 09:52 SUN Holyhead - Euston.  
07:40/07:55 SUN, 09:38/09:58 SUN and 11:46/11:59 SUN SUN Liverpool Lime Street - Euston. C 22:00 SO Stirling - Euston.  
10:19/09:48 Blackpool North - Euston.  
23:35 SO Edinburgh - Euston.

**M.16 Nuneaton Abbey Jn - Nuneaton Midland Jn (1 mi 54 ch)**  
NRU.

**M.17 Kingsbury Jn - Whitacre Jn (2 mi 30 ch)**  
Alternative routes between Water Orton and Kingsbury, used as "Slow lines".  
NRU.

**M.18 Walsall - Ryecroft Jn - Sutton Park - Park Lane Jn -  
Water Orton West Jn (12 mi 39ch)**  
Special trains, St.Pancras etc. to and from Wolverhampton, Shrewsbury and Beyond, may use this route and M.30.  
Special trains, Walsall to and from Derby and beyond.

**M.19 Park Lane Jn - Castle Bromwich Jn (52 ch)**  
NRU.

**M.20 Landor Street Jn - St.Andrews Jn (39 ch)**  
Special trains, Derby line to and from GW line via Tysley.

**M.21 Landor Street Jn - St.Andrews Jn (39 ch)  
Bordesley Jn - Lifford East Jn - Kings Norton Jn (5 mi 31 ch)**  
D 19:30 FO Newcastle - Newquay. D 09:25 SO Newquay - Newcastle.  
D 07:06 SO Bradford Interchange - Paignton.  
D 22:00 FO and 06:57 SO Newcastle - Paignton.  
D 11:00 SO Paignton - Newcastle.

Also, special trains on the Derby and Bristol line, not required via Birmingham New Street.

**M.22 Bordesley Jn - Lifford East Jn - Kings Norton Jn (5 mi 31 ch)**  
D 07:54 SUN Wolverhampton - Paignton.  
09:24 Great Malvern - Birmingham New Street.  
21:25 SUN Bristol Temple Meads - Glasgow Central.  
D 05:50 SO Bristol Temple Meads - Manchester Piccadilly.  
08:40 SX, D 08:40 SO and D 08:40 SUN Plymouth - Manchester Picc.  
D 08:15 SO and D 11:45 SO Paignton - Manchester Piccadilly.  
D 10:06 SO Newquay - Manchester Piccadilly.  
18:38 and 18:38 SO Paignton - Glasgow Central.  
D 16:50 SO Penzance - Glasgow Central.  
D 23:55 FO Manchester Piccadilly - Paignton.  
D 22:17 FO Manchester Piccadilly - Newquay.  
D 09:13 SO Paignton - Liverpool Lime Street.  
D 23:50 FO Glasgow Central - Penzance.  
15:36 and 16:27 SUN Manchester Piccadilly - Plymouth.  
D 15:36 SO Manchester Piccadilly - Exeter St.Davids.

**M.23 Lifford East Jn - Lifford West Jn (25 ch)**  
NRU.

**M.25 Soho South Jn - Soho East Jn - Perry Barr West Jn -  
Perry Barr North Jn (2 mi 67 ch)**  
23:05 SO Walsall - Birmingham New Street.

Also special trains, Birmingham New Street to and from Hamstead and beyond (see also M.33).

**M.26 Soho North Jn - Soho East Jn - Perry Barr West Jn -  
Perry Barr South Jn (2 mi 60 ch)**  
N 03:50 Wolverhampton - Birmingham New Street (staff train).

**M.26a Soho North Jn - Soho East Jn - Perry Barr West Jn -  
Perry Barr North Jn (2 mi 50 ch)**  
Special trains, Kidderminster line to and from Wolverhampton and beyond.

**M.27 Bescot Jn - Darlaston Jn - Portobello Jn - Bushbury Jn  
(6 mi 53 ch)**  
Special trains not required via Wolverhampton may run via this route (see also M.15).

**M.28 Bescot Jn - Darlaston Jn - Portobello Jn - Wolverhampton  
(6 mi 21 ch)**  
D 10:30 FO Glasgow Central - Exeter St.Davids.  
D 10:30 SO Glasgow Central - Paignton.  
D 09:31 SO and 16:06 Birmingham New Street - Preston.  
23:10/23:50 SO Glasgow Central - Bristol Temple Meads.  
23:50 SX and SUN Glasgow Central - Plymouth.  
09:56 Manchester Piccadilly - Exeter St.Davids (D SO Paignton).

**M.30 Pleck Jn - Darlaston Jn - Portobello Jn - Wolverhampton  
(5 mi 55 ch)**  
See also M.18.

N 03:00 SX, 03:04 SO Birmingham New Street to Walsall and Wolverhampton (staff trains).

M.31 Wolverhampton: Bushbury Jn - Stafford Road Jn (1 mi 11 ch)

NRU.

M.32 Lichfield City - Wichnor Jn (6 mi 25 ch)

Used for diversions; when engineering work blocks the Derby and Birmingham line between Wichnor Jn and Birmingham, trains run via this route and Sutton Coldfield, usually 22:30 Saturday to 16:00 Sunday. When used, the following trains operate via this route:

- 14:11 SUN Birmingham New Street - Leeds.
- 13:06 SUN and 15:06 SUN Birmingham New Street - Lincoln.
- 09:44/09:15 SUN Bristol T.M. (D 07:50 Plymouth) - Newcastle.
- 10:02 SUN Leeds - Plymouth.
- 13:40 SUN Grantham - Birmingham New Street.
- 10:20 SUN Newcastle - Cardiff Central.
- 09:30 SUN Newcastle - Exeter St.Davids (D Paignton).

M.33 Walsall - Ryecroft Jn - Rugeley (14 mi 72 ch)

Used for diversions; when engineering work blocks the line between Stafford and Wolverhampton, trains between Birmingham and Stafford run via the Soho Road line (M.25) and this route, usually 22:00 Saturday to 16:00 Sunday.

M.34 Shrewsbury: Abbey Foregate Curve (25 ch)

Special trains, Wolverhampton to and from the Cambrian line, not required to reverse or re-engine at Shrewsbury, generally those which have been electrically hauled to Wolverhampton.

M.35 Wrexham General North Jn - Wrexham Exchange Jn (8 ch)

- 06:42 Wrexham General - Bidston.
- 20:56 FSX and 23:20 FSO Bidston - Wrexham General.

Special trains, Shotton etc. to and from Birmingham and Coventry.

M.37 Colwich - Stone Jn (11 mi 57 ch)

Trains between Euston and Stoke-on-Trent which do not stop at Stafford run via this route

M.38 Crewe Independent lines

a) Basford Hall Jn - Salop Goods Jn (1 mi 48 ch)  
For trains to and from Stafford.

b) Gresty Lane Jn - Salop Goods Jn (37 ch)  
For trains to and from Shrewsbury.

c) Salop Goods Jn - Crewe North Jn (40 ch)  
For trains to and from Chester.

d) Salop Goods Jn - Crewe Coal Yard (1 mi 2 ch)  
For trains to and from Liverpool and Preston.

e) Salop Goods Jn - Sydney Bridge Jn (1 mi 5 ch)  
For trains to and from Manchester.

All routes are NRU.

M.39 Crewe North Jn - Crewe Works (Wistaston Road Platform)

- N\* 05:55 SX Derby - Crewe Works.
  - N\* 14:00 FO Crewe Works - Stoke-on-trent.
  - N\* 16:59 FSX Crewe Works - Derby.
- (Note \* Not advertised between Crewe station and Crewe Works.)

Special shuttle service operates between Crewe station and Wistaston Road Platform on occasion of Crewe Works "Open Days".

M.40 Frodsham Jn - Halton Jn (1 mi 56 ch)

- D 09:00 SO Liverpool Lime Street - Llandudno.
- D 11:40 SO Llandudno - Liverpool Lime Street.

Also special trains, Liverpool Lime Street to and from Chester and North Wales.

M.41 Frodsham Jn - Halton Jn (1 mi 56 ch)  
Chester North Jn - Chester South Jn (24 ch) (trains reversing)

UNTIL 27 DECEMBER, owing to engineering work between Crewe and Weaver Jn:

- 23:50 SO, 08:10 SUN and 10:30 SUN Euston - Liverpool Lime Street.
- 00:15 SUN, 07:40 SUN, 08:35 SUN, 09:38 SUN, 11:46 SUN and 14:29 SUN Liverpool Lime Street - Euston.
- 08:55 SUN and 13:02 SUN Liverpool Lime Street - Poole.
- 10:37 SUN Liverpool Lime Street - Birmingham New Street.
- 14:05 Liverpool Lime Street - Paddington.

M.42 Chester North Jn - Chester South Jn (24 ch)

Special trains, Rock Ferry etc. to and from the North Wales and Wrexham lines.

UNTIL 27 DECEMBER, trains reversing owing to engineering work between Crewe and Acton Grange Jn:  
D 22:10 SO Glasgow Central - Euston.

M.43 Helsby, West Cheshire Jn - Mouldsworth (3 mi 72 ch)

Used for diversions; when the CLC line is blocked for engineering work between Mouldsworth and Chester, services between Manchester, Northwich and Chester run via this route and reversal at Hooton or at both West Cheshire Jn and Helsby Jn.

M.44 Bidston West Jn - Bidston North Jn (39 ch)

Used by special service between New Brighton and West Kirby when engineering work blocks the line between Hamilton Square and Birkenhead North.

M.45 Warrington South Jn - Walton Old Jn - Acton Grange Jn (1 mi 59 ch)

Alternative route; may be used by trains to and from Chester, so "booked" use.

M.46 Warrington CL Jn - Hartford LNW Jn (66 ch)

Special trains, Warrington and stations north thereof to and from Greenbank and stations to Manchester Oxford Road.

M.46a Hartford CL Jn - Hartford LNW Jn (66 ch)  
Northwich, Sandbach West Jn - Middlewich - Sandbach Jn  
(8 mi 67 ch)

FROM 1 NOVEMBER UNTIL 27 DECEMBER, owing to engineering operations between Crewe and Hartford Jn, the following trains will run via this route:

21:25 SO Bristol Temple Meads - Glasgow Central.  
03:33 SUN Crewe - Preston. 19:30 SO Inverness - Euston.  
08:30 SUN Birmingham New Street - Preston.  
10:00 SUN and 12:00 SUN Euston - Preston.  
D 22:50 SO and D 23:00 SO Euston - Glasgow Central.  
22:15 SO Glasgow Central - Euston.  
23:10 SO Glasgow Central - Bristol Temple Meads.  
09:48 SUN and 10:56 SUN Blackpool North - Euston.  
13:41 SUN Preston - Euston. 22:35 SO Edinburgh - Euston.  
12:30 SUN Birmingham New Street - Glasgow Central.

M.47 Northwich, Sandbach West Jn - Middlewich - Sandbach Jn  
(8 mi 67 ch)

BETWEEN 3 AND 24 JANUARY AND FROM 6 MARCH, owing to engineering work between Crewe and Chester:

00:45 SUN and 12:54 SUN Holyhead - Euston.  
08:50 SUN Euston - Holyhead.  
13:00 SUN Llandudno Junction - Euston.  
09:00 SUN Birmingham New Street - Llandudno Junction.

M.48 Northwich, Sandbach Jn - Middlewich - Sandbach Jn (8 mi 64 ch)

Special trains, Manchester Oxford Road and stations to Northwich to and from Crewe and south thereof. See also M.50.

M.49 Buxton (LNW Jn) - Peak Forest - Chinley North Jn (11 mi 30 ch)

Peak Forest Ramblers operate Summer Sundays and Bank Holiday Mondays.

M.50 Stockport Edgeley Jn - Northenden Jn - Skelton Jn - Deansgate Jn  
(7 mi 62 ch)

Used for diversions; when the line is blocked for engineering work between Sandbach and Stockport, through services between Crewe and Stockport run via M.48 and this route.

Also used when the MSJ&A line is blocked, trains between Manchester, Northwich and Chester running via this route.

M.51 Denton Jn - Crowthorne Jn - Ashton Moss South Jn -  
Ashton Moss North Jn (2 mi 24 ch)

D 09:14 SO Moorthorpe - Blackpool North.  
D 12:04 Stockport - Haysham Harbour.  
D 09:14 Stockport - Morecambe. D 14:40 Morecambe - Stockport.  
D 10:00 Stockport - Blackpool North.  
07:20 Blackpool North - Harwich Parkeston Quay.  
D 13:00 Haysham Harbour - Stockport.  
11:21, 19:44, 18:48 SUN Blackpool North - Nottingham.  
13:20 Harwich Parkeston Quay - Blackpool North.  
07:18 and 15:44 Nottingham - Blackpool North.  
D 17:35 Blackpool North - Stockport.  
D 14:22 SO Blackpool North - Moorthorpe.

[Continued on next page. . . .]

M.51 Denton Jn - Ashton Moss North Jn (continued)

Also special trains, Stockport to and from Blackpool, Southport etc., and from Lancashire stations to and from Euston and the West Midlands, run via this route.

UNTIL 25 OCTOBER:

19:30 SO and 21:00 SO Inverness - Euston.  
D 16:50 SO Penzance - Glasgow Central.  
22:35 SO Edinburgh - Euston. C 22:00 Stirling - Euston.  
D 18:38 SO Paignton - Glasgow Central.  
D 22:25 SO Stranraer Harbour - Euston.  
12:00 SUN Euston - Preston. 10:57 SUN Carlisle - Euston.  
22:15 SO and 10:10 SUN Glasgow Central - Euston.  
23:50 SO Glasgow Central - Bristol Temple Meads.  
22:50 SO, 23:00 SO and 10:00 SUN Euston - Glasgow Central.  
09:48 SUN Blackpool North - Euston.  
12:30 SUN Birmingham New Street - Glasgow Central.  
13:11 SUN Lancaster - Euston.  
08:30 SUN Birmingham New Street - Lancaster.

M.52 Ashton Moss South Jn - Ashton OAGB Jn (31 ch)

NRU.

M.54 Northenden Jn - Cheadle Jn - Hazel Grove High Level Jn  
(6 mi 44 ch)

NRU.

M.55 Dinting West Jn - Dinting East Jn (14 ch)

Trains between Manchester Piccadilly and Hadfield which do not stop at Glossop.

M.57 Manchester, Gorton Jn - Hyde Road Jn - Trafford Park East Jn  
(8 mi 28 ch)

Used for diversions when engineering work blocks the CLC line between Manchester Oxford Road and Trafford Park, normally on Sundays until 13:00.

M.58 Miles Platting: Philips Park No.1 Jn - Ashburys West Jn  
(1 mi 78 ch)

NRU.

M.59 Miles Platting: Philips Park No.1 Jn - Brewery Sidings (24 ch)

Special trains, Rochdale, Oldham etc. to and from Belle Vue, Stockport and beyond, usually run via this route.

M.60 Manchester Victoria East Jn - Cheetham Hill Jn -  
Thorpes Bridge Jn (2 mi 21 ch)

Alternative route for trains between Manchester Victoria and Rochdale or Oldham which do not stop at Miles Platting. All trains are, however, "booked" to run via Miles Platting.

M.61 Manchester: Cheetham Hill Jn - Queens Road Jn (58 ch)

Special trains to and from the Bury line.

- M.62 Brindle Heath Jn - Agecroft Jn (34 ch)  
NRU.
- M.63 Manchester: Castlefield Jn - Ordsall Lane No.2 Jn (40 ch)  
NRU.
- M.64 Golborne Jn - Lowton Jn - Parkside Jn (58 ch)  
NRU.
- M.65 Golborne Jn - Lowton Jn - Newton-le-Willows Jn (53 ch)  
23:05 SUN Blackpool North - Liverpool Lime Street.  
Special trains between Liverpool Lime Street and Wigan North Western not required via St.Helens Shaw Street run via this route.
- M.66 Bamfurlong Jn - Ince Moss Jn (78 ch)  
Goods line. Used for diversions; when line is blocked for engineering work between Huyton and St.Helens Jn, loco-hauled services between Liverpool and Manchester run via this route and Lowton Jn, normally Sundays until 16:00.
- M.67 Wigan: Connection LNW/L&Y lines (16 ch)  
Special trains between Southport and WCML. Also used for diversions when engineering work blocks (a) the L&Y route between Bolton and Preston, (b) the LNW route between Newton-le-Willows and Manchester, when trains reverse at Wigan North Western or Wallgate, and (c) the WCML between Wigan and Euxton Jn, when trains reverse at both Wigan North Western and Lostock Jn.  
UNTIL 25 OCTOBER, the following trains are "booked" to run via this route (clause (c) applies):  
01:33 SUN Crewe - Preston. 03:52 SUN Preston - Crewe.  
08:28 SUN and hourly until 14:28 SUN Blackpool North - Liverpool Lime Street.  
09:05 SUN, 10:05 SUN, 11:05 SUN, 12:05 SUN, 13:07 SUN, 14:00 SUN and 15:05 SUN Liverpool Lime Street - Blackpool North.  
FROM 1 NOVEMBER, the following trains are "booked" to run via this route (clause (a) applies):  
08:10 SUN, 09:10 SUN, 10:10 SUN, 11:10 SUN, 12:02 SUN, 13:02 SUN, 14:02 SUN and 15:02 SUN Manchester Victoria - Blackpool North.  
14:06 SUN Manchester Victoria - Glasgow Central.  
07:36 SUN and hourly until 14:36 SUN Blackpool North - Manchester Victoria.
- M.69 Earlestown West Jn - Earlestown South Jn (20 ch)  
Used for diversions; when the line is blocked for engineering work between Edge Hill and Weaver Jn, services between Liverpool, Birmingham and Euston run via this route.
- M.70 St.Helens Station Jn - Sutton Oak Jn - St.Helens Jn (1 mi 75 ch)  
Used for diversions; when the line is blocked for engineering work between Huyton and St.Helens Jn, Liverpool and Manchester Victoria DMU services run via this route and reverse at St.Helens Shaw Street, normally on Sundays until 16:00.

- M.71 Liverpool: Edge Hill - Edge Lane Jn - Bootle Jn (4 mi 70 ch)  
Special trains, Liverpool Lime Street to and from the Southport line.
- M.72 Liverpool: Olive Mount Jn - Edge Lane Jn - Bootle Jn (4 mi 76 ch)  
(Reported out of use March 1987.)  
Special trains to and from the Southport line, not required via Lime Street.
- M.73 Liverpool: Marsh Lane Jn - Sefton Jn - Aintree Station Sidings (2 mi 24 ch)  
Goods line. Special trains via M.69 (if from the South), M.72 and Bootle Jn to and from Aintree for the Grand National race meeting.
- M.74 Farington Jn - Lostock Hall Jn (77 ch)  
Special trains, Blackburn etc. to and from Wigan and points south thereof.
- M.75 Daisyfield Jn - Hellifield (23 mi 46 ch)  
Dalesrail trains, on first Saturday and Sunday of each month, Lancashire to and from Settle and points north thereof, some stopping at Clitheroe.
- M.77 Hest Bank Jn - Bare Lane Jn (1 mi 30 ch)  
07:15 Morecambe - Leeds. D 08:30 SUN Barrow - Lancaster.  
13:47/14:02 SUN Leeds - Morecambe - Lancaster.
- M.78 Morecambe - Heysham Harbour (4 mi 5 ch)  
D 12:04 Stockport - Heysham Harbour.  
D 13:00 Heysham Harbour - Stockport.  
Special trains to and from Heysham Harbour in connection with Isle of Man sailings.
- M.79 Carnforth East Jn - Carnforth F&M Jn (27 ch)  
Special trains, Midland line to and from Barrow line, if signal boxes are open.
- M.80 Dalton Jn - Park South Jn (77 ch)  
Special trains to and from West Cumberland, not required via Barrow-in-Furness, if both signal boxes are open.

WESTERN REGION

NOTE: Western Region items apply only UNTIL SUNDAY 4 OCTOBER 1987.

- W.1 Reading New Jn - Reading Spur Jn (39 ch)  
 18:44 SX, 19:49 SX, 21:53 SX Tonbridge - Reading.  
 D 13:02 SO Portsmouth Harbour - York.  
 D 10:25 SO Portsmouth Harbour - Manchester Piccadilly.  
 06:15 SO Manchester Piccadilly - Portsmouth Harbour.  
 D 22:05 FO York - Portsmouth Harbour.  
 04:57, 05:54 SX, 05:39 SO, 06:39 SO, 07:39 SO, 19:39 SO,  
 D 06:09 SUN, 06:39 SUN, 07:05 SUN and 07:39 SUN Reading - Gatwick  
 Airport.  
 06:04 SX Reading - Tonbridge.  
 20:28 SO and 21:28 SUN Guildford - Reading.  
 06:35 SX, 06:14 SO and 07:14 SO Reading - Redhill.  
 05:12 SX and 23:34 SX Reading - Guildford.  
 06:56 SX, 17:45 SO, 21:45 SO Redhill - Reading.  
 06:57 SO, 18:27 SO, 21:27, 22:27 SO, 07:57 SUN, 08:57 SUN,  
 21:29 SUN and 22:29 SUN Gatwick Airport - Reading.
  
- W.2 Reading West Jn - Oxford Road Jn (41 ch)  
 D 08:15 SO Liverpool Lime Street - Poole.  
 D 13:57 SO Poole - Manchester Piccadilly.  
  
 Special trains between or via the West Midlands and the Bourne-  
 mouth line not required to stop at Reading run via this route.
  
- W.3 Didcot East Jn - Didcot North Jn (Station Avoiding line) (75 ch)  
 Trains between Reading and Oxford not booked to stop at Didcot run  
 via this route.
  
- W.4 Didcot West Curve Jn - Foxhall Jn (33 ch)  
 Special trains, West Midlands to and from the West Country,  
 stopping at Leamington Spa or Banbury.  
 Also used for diversions; when engineering work blocks the line  
 between Birmingham and Bristol, trains operate by this route.
  
- W.6 Bradford North Jn - Bradford West Jn (8 mi 26 ch)  
 Used for diversions when the main line is blocked between Chippen-  
 ham and Bath; Paddington and Bristol services run via Melksham  
 and this route to allow a stop at Bath.
  
- W.7 Westbury East Loop Jn - Hawkeridge Jn (35 ch)  
 Is used for diversions; when the main line is blocked between  
 Didcot and Swindon, Paddington to Bristol and South Wales  
 services run via this route.  
  
 FROM 12/13 SEPTEMBER:  
 22:05 SO, 23:10 SO Paddington - Bristol Temple Meads.  
 01:50 SUN Fishguard Harbour - Paddington.  
 23:55 SO Paddington - Cardiff Central.  
 20:45 SO Fenzance - Paddington.  
 07:00 SUN Cardiff Central - Paddington.  
 08:00 SUN Paddington - Weston-super-Mare.  
 07:55 SUN Weston-super-Mare - Paddington.  
 06:41 SUN Bristol Parkway - Paddington.

- W.8 Heywood Road Jn - Fairwood Jn (Westbury Avoiding line) (2 mi 37 ch)  
 Trains running between Reading and Taunton, not booked to stop at  
 Westbury (Wilts.), run via this route.
  
- W.9 Clink Road Jn - Blatchbridge Jn (Frome Avoiding line) (2 mi 2 ch)  
 Trains not booked to stop at Frome run via this route.
  
- W.10 Yeovil Pen Mill - Yeovil Junction (1 mi 44 ch)  
 Special trains, Honiton etc. to and from Westbury and beyond.  
 Used for diversions; when engineering work blocks the line between  
 Exeter and Taunton, services run via this route.
  
- W.11 Worle Jn - Uphill Jn (Weston-super-Mare Avoiding line) (2 mi 73 ch)  
 Trains not booked to stop at Weston-super-Mare run via this route.
  
- W.12 Bristol West Jn - St. Philips Marsh - North Somerset Jn (1 mi 8 ch)  
 NRU.
  
- W.13 Bristol: North Somerset Jn - Dr Day's Jn (23 ch)  
 Used for diversions; when engineering work blocks the Badminton  
 line, London and South Wales services run via this route.  
  
 FROM 13 SEPTEMBER:  
 07:00 SUN Cardiff Central - Paddington.  
 23:55 SO Paddington - Cardiff Central.  
 01:50 SUN Fishguard Harbour - Paddington.
  
- W.14 Filton Jn - North Filton Platform (74 ch)  
 NRU.
  
- W.15 Patchway - Filton West Jn - Hallen Marsh Jn (6 mi 39 ch)  
 Special trains, Avonmouth line stations to and from South Wales.  
 South Wales and Clifton Down excursion normally operates Bank  
 Holiday Mondays and TWThO mid-July to mid-August.
  
- W.16 Stoke Gifford Jn - Filton West Jn - Hallen Marsh Jn  
 Special trains, Avonmouth line stations to and from Gloucester and  
 Swindon.
  
- W.25 Newport: Maindee East Jn - Maindee North Jn (32 ch)  
 NRU.
  
- W.26 Cardiff: Radyr Jn - Penarth Curve North Jn - Radyr Branch Jn (4 mi 16 ch)  
 08:10 SX Cardiff Central - Treherbert.  
 10:32 SX Merthyr Tydfil - Cardiff Central.  
 Special trains, Pontypridd etc. to and from points east of Cardiff,  
 usually run via this route to avoid reversal at Cardiff Central.

- W.27 Cardiff: Radyr Jn - Penarth Curve North Jn - Penarth Curve South Jn (4 mi 19 ch)  
Special trains from Valleys stations to and from Barry Island, not required via Cardiff, may well operate via this route.
- W.28 Cardiff: Lockwith Jns - Penarth Curve North Jn - Penarth Curve South Jn (73 ch)  
Special trains to and from Barry Island from stations Bridgend and beyond.
- W.29 Aberdare High Level - Abercynon Jn (7 mi 49 ch)  
Advertised excursions from Aberdare, Mountain Ash and Penrhiw-ceiber.
- W.30 Bridgend East Jn - Barry (18 mi 75 ch)  
When engineering work blocks the main line between Bridgend and Cardiff, trains run via Barry.
- W.31 Bridgend - Tondy (reverse) - Cefn Jn - Margam Abbey Works East (12 mi 14 ch)  
Used for diversions when engineering work blocks the main line between Bridgend and Margam.
- W.33 Court Sart Jn - Felin Fran - Grovesend Colliery Loop Jn - Morlais Jn (12 mi 56 ch)  
NRU.
- W.34 Court Sart Jn - Felin Fran - Grovesend Colliery Loop Jn - Hendy Jn (12 mi 42 ch)  
Special trains to and from Central Wales line.
- W.35 Swansea Loop West Jn - Landore Jn (29 ch)  
D 09:30 and D 22:40 Paddington - Fishguard Harbour.  
D 09:14 SO York - Tenby D 09:55 SO Tenby - York.  
D 14:10 Fishguard Harbour - Paddington.  
Also, special trains to and from West Wales, not required via Swansea, usually run via his route, although as an alternative they may operate via W.35.
- W.36 Carmarthen Jn - Carmarthen Bridge Jn (21 ch)  
Trains to and from West Wales, not booked to stop at Carmarthen, run via this route.

SOUTHERN REGION

- S.1 Weymouth Jn - Weymouth Quay (1 mi 32 ch)  
See Table 157.
- S.2 Southampton Western Docks - Millbrook Jn (38 ch from BR/ABP bdy)  
Boat trains in connection with sailings to and from Southampton Docks.

- S.3 Southampton Eastern Docks - Northam Jn (69 ch from BR/ABP bdy)  
Boat trains in connection with sailings to and from Southampton Docks.
- S.4 Romsey Jn - Eastleigh East Jn (7 mi 4 ch)  
'89' 21:45 SX Bristol Temple Meads - Southampton.  
Also used for diversions when the line via Southampton and Netley is blocked for engineering works.
- S.5 Farington Jn - Cosham Jn (46 ch)  
05:50 SO Exeter St.Davids - Hove.  
'99' 08:30, D 10:12 SUN and 16:12 Brighton - Cardiff Central.  
'99' D 10:12 SUN Brighton - Westbury.  
'99' D 10:17 SUN Salisbury - Brighton.  
11:12 SO Brighton - Exeter St.Davids (D Paignton).  
17:12 SUN Brighton - Exeter St.Davids.  
11:05 SO Exeter St.Davids (D 09:55 Paignton) - Brighton.  
'99' 15:10 SX, 15:07 SO, D 08:00 SUN, 16:55 SUN Cardiff Central - Brighton.
- S.6 Portsmouth & Southsea Low Level - Blackfriars Jn (16 ch)  
Trains terminating and starting at Portsmouth & Southsea.
- S.7 Newhaven Marine - Newhaven Harbour Jn (22 ch)  
D '42' 10:02 Brighton - Newhaven Marine.  
'52' D 08:04, 20:40/21:40, 08:04/09:04 SUN Victoria - Newhaven Marine.  
D '42' 21:03 Newhaven Marine - Portsmouth Harbour.  
'52' 05:25/06:10, 17:20/18:20, 05:25/06:10 SUN and 17:20/18:20 SUN Newhaven Marine - Victoria.  
'4' 21:03 Newhaven Marine - Portsmouth Harbour.
- S.8 Dover Western Docks Jn - Archcliffe Jn (23 ch)  
Inter-regional trains (see Table 50).  
Boat trains to and from Dover Western Docks (see Tables 1 and 30 of the International Timetable).  
Also:  
'46' 03:40 London Bridge - Dover Western Docks.  
'18' 06:00 SX Charing Cross - Margate.  
'4' 07:00 and 06:00 SO Charing Cross - Ramsgate.  
'4' 05:45 SO Dover Western Docks - Charing Cross.
- S.9 Salisbury: Laverstock North Jn - Laverstock South Jn (34 ch)  
Used for diversions when the line between Southampton and Worting Jn is blocked for engineering work.

SCOTTISH REGION

- H.3 Dubbs Jn - Byrehill Jn (Kilwinning Avoiding line) (56 ch)  
NRU.
- H.4 Carstairs South Jn - Carstairs East Jn (Carstairs Avoiding line) (44 ch)  
Special trains, if diesel-hauled, between Carlisle and Edinburgh. (Trains electrically-hauled on the WCML usually reverse and re-engine at Carstairs.)  
UNTIL 31 OCTOBER/1 NOVEMBER:  
20:00, 20:25 SO and D 21:15 SO Aberdeen - King's Cross.  
20:38 SO and D 22:15 SO King's Cross - Aberdeen.
- H.5 Wishaw North Jn - Holytown Jn (2 mi 75 ch)  
Mossend East Jn - Mossend North Jn (28 ch)  
C 22:25 SUN Euston - Stirling.  
21:00 SX, D 21:00 SO and 21:00 SUN Inverness - Euston.  
Also, special trains between Carstairs and Mossend, not required via Motherwell, would normally take this route.
- H.6 Rutherglen East Jn - Langloan Jn - Coatbridge Jn (7 mi 6 ch)  
Special trains, Glasgow Central, Kilmarnock etc. to and from points north of Glasgow, would normally take this route.  
ON SUNDAYS & OCTOBER TO 6 DECEMBER, owing to engineering operations at Glasgow Queen Street, services between Glasgow Queen Street, Edinburgh and the North will run to and from Glasgow Central.
- H.7 Langloan Jn - Whifflet North Jn (60 ch)  
NRU.
- H.8 Glasgow: Muirhouse South Jn - Larkfield Jn (51 ch)  
Special trains, Kilmarnock to and from points north or east of Glasgow.  
FROM 8 NOVEMBER, owing to engineering work between Carlisle and Motherwell:  
20:55 SO Euston - Inverness.
- H.9 Glasgow: Shields Jn - Terminus Jn - Muirhouse Central Jn (1 mi 9 ch)  
NRU.
- H.10 Glasgow: Shields Jn - Terminus Jn - Larkfield Jn (1 mi 49 ch)  
Special trains, Lanarkshire to and from Clyde Coast resorts, and Carlisle to and from Gourrock, Wemyss Bay and Largs, normally run via this route.
- H.11 Glasgow: Shields Jn - High Street Jn (2 mi 31 ch)  
Special trains, Paisley and Clyde Coast resorts to and from former NB lines north and east of Glasgow.

- H.12 Gartsherrie South Jn - Gartcosh Jn (1 mi 23 ch)  
Springburn - Cowlairs Jn (57 ch)  
20:55 SX and SUN Euston - Fort William.
- H.14 Springburn - Cowlairs Jn (57 ch)  
06:33 SO, 07:13 SO, 07:53 SO, 08:33 SO, 09:13 SO, 19:13, 19:53, 20:33, 21:13, 21:53, 22:33 and 23:13 Glasgow Q.St. - Cumbernauld.  
06:20 SO, 07:10 SO, 07:50 SO, 08:30 SO, 18:30, 19:10, 19:50, 20:30, 21:10, 21:50, 22:30 and 23:10 Cumbernauld - Glasgow Q.St.  
UNTIL 20 SEPTEMBER, owing to engineering operations between Greenhill Upper Jn and Cowlairs, the following trains reverse at Cowlairs and run via Cumbernauld:  
D 23:40 SO Inverness - Glasgow Queen Street.  
ND 08:50 SUN (28 June to 6 September) Edinburgh - Oban.  
08:30 SUN and hourly until 14:30 SUN Edinburgh - Glasgow Q.St.  
08:25 SUN Dundee - Glasgow Queen Street.  
09:00 SUN and 11:00 SUN Aberdeen - Glasgow Queen Street.  
08:00, 09:00, 11:00 SUN and hourly until 15:00 SUN Glasgow Queen Street - Edinburgh.  
10:15 SUN and D 13:15 SUN Glasgow Queen Street - King's Cross.  
09:25 SUN, 11:25 SUN and 15:25 SUN Glasgow Q.Street - Aberdeen.
- H.15 Cowlairs West Jn - Knightswood North Jn (Westerton) (4 mi 3 ch)  
Trains between Glasgow Queen Street and the West Highland line, see Table 227. Also special trains to and from Dumbarton and beyond.
- H.15a Cowlairs East Jn - Cowlairs North Jn (reverse) - Cowlairs West Jn  
09:00 SUN Aberdeen - Glasgow Queen Street. (Does NOT run this route 28 June to 6 September.)
- H.16 Cowlairs East Jn - Knightswood North Jn (4 mi 8 ch)  
Special trains direct from the E&G line to Dumbarton and beyond or vice versa.
- H.17 Cowlairs East Jn - Maryhill Park Jn - Knightswood South Jn (3 mi 65 ch)  
Temporarily closed between Maryhill Park Jn and Knightswood South Jn.
- H.18 Hyndland North Jn - Hyndland West Jn (Jordanhill Curve) (19 ch)  
NRU.
- H.20 Slateford Jn - Craiglockhart Jn - Niddrie West Jn - Portobello Jn (6 mi 62 ch)  
Used for diversions; when engineering work blocks the line between Slateford Jn and Edinburgh, Carstairs and Edinburgh services are diverted via this route.
- H.21 Craiglockhart Jn - Gorgie Jn - Haymarket Central Jn/Haymarket West Jn (53 ch/58 ch)  
Edinburgh Suburban line (together with H.20). NRU.

**H.22 Edinburgh: Abbeyhill Jn - Lochend Jn - Craigentenny Jn** (1 mi 37 ch)

Alternative route between Edinburgh and Portobello. NRU.

Also serves Meadowbank Stadium station, used by shuttle service from Edinburgh during main events at adjacent stadium. Meadowbank Stadium station is situated immediately on the Portobello side of Lochend Jn and shuttle service uses only Abbeyhill Jn to Meadowbank Stadium portion of this route.

FROM NOVEMBER 1987 UNTIL MAY 1988, all services between Edinburgh and Portobello will run via this route owing to the reconstruction of the overbridge which carries the main A1 road. (Closure of this route can be expected on completion of this work.)

**H.23 Edinburgh: Abbeyhill Jn - Easter Road (reverse) - Lochend Jn - Portobello Jn** (1 mi 73 ch)

Used, in emergency, to turn London-bound HST sets immediately on departure from Edinburgh. (Availability of this route will cease from May 1988 owing to East Coast main line electrification works.)

**H.24 Winchburgh Jn - Dalmeny Jn** (4 mi 35 ch)

Special trains, Glasgow, Falkirk etc. to and from Fife.

Also used for diversions; when engineering work blocks the line between Winchburgh Jn and Haymarket, Edinburgh and Glasgow services are diverted via this route, reversing at Dalmeny.

**H.25 Rosyth Dockyard - Inverkeithing South Jn** (2 mi 10 ch)

N\* 15:32 FO and 16:32 FSX Rosyth Dockyard - Kirkcaldy.  
N\* 06:43 SX Kirkcaldy - Rosyth Dockyard.

(Note: \* Not advertised between Inverkeithing and Rosyth Dockyard.)

Also special trains on annual Dockyard "Open Days", 20 and 21 June in 1987.

**H.26 Inverkeithing North Jn - Inverkeithing East Jn** (33 ch)

Special trains from both Dunfermline and Kirkcaldy to points north of Thornton Junction and vice versa.

Used by special trains, Cowdenbeath and Burntisland, in connection with Burntisland Highland Games (Monday 20 July 1986).

**H.28 Thornton North Jn - Cardenden** (5 mi 52 ch)

06:47 Markinch - Edinburgh.

**H.30 Welsh's Bridge Jn - Rose Street (Inverness Avoiding line)** (32 ch)

18:00 Wick - Inverness.  
D 15:50 FSX Kyle of Lochalsh - Inverness.  
23:30 SX and SUN Glasgow Queen Street - Inverness.

Also, special trains to and from North stations from and to points south or east of Inverness.

**NON-BRITISH RAILWAYS LINES**

**LONDON UNDERGROUND RAILWAYS**

**Northumberland Park Staff Platform - Seven Sisters** (1 mi 48 ch)

Staff train service at approximately 20-30 minute intervals except during Monday to Friday rush hours.

**Watford North Jn - Watford East Jn** (26 ch)

Staff trains: '03' 00:29 MO, '15' 00:39<sup>a</sup> MX and '37' 00:39<sup>a</sup> SUN  
Watford - Rickmansworth.

Also used at times of service disruption (or staff shortage) when trains are required to serve both Watford and Rickmansworth.

**NORTHERN IRELAND RAILWAYS**

**Antrim - Bleach Green Jn** (17 mi 4 ch)

Special trains, Belfast York Road to and from Antrim and beyond.

**IARNROD EIREANN (IRISH RAIL)** (From 11 May 1987)

**Dublin Connolly - Newcomen Jn - Glasnevin Jn (MGWR)** (1 mi 68 ch)

Alternative route; may be used by local services between Dublin Connolly and Maynooth.

**Dublin: Glasnevin Jn (GS&WR) - Islandbridge Jn** (2 mi 54 ch)

Used by special trains, Dublin Connolly to and from the Cork main line.

**Limerick Junction: Kyle Crossing points - Milltown Crossing points** (27 ch)

07:00, 08:30 and 17:50 SUN Limerick - Dublin Heuston.  
17:40 and 18:00 SUN Dublin Heuston - Limerick.

Also, special trains, Limerick to and from points north of Limerick Junction.

**Cobh Jn - Youghal** (20 mi 63 ch)

Annual special train to Claremorris. In 1987 this ran on 17 May, departing Youghal about 06:35 and returning at 23:30.

**Limerick (Ennis Jn) - Atherny** (58 mi 79 ch)  
**Atherny - Claremorris** (33 mi 26 ch)

Knock pilgrimage specials to and from Claremorris maybe about once a month during the season, i.e., May to October. Note that some trains from Cork and surrounding areas travel via Portarlinton, where they reverse. (The working timetable shows the following Sunday paths: Limerick depart 08:55, 09:48, 10:47, Claremorris arrive 11:58, 12:40, 13:50; Claremorris depart 17:15, 18:10, 19:05, Limerick arrive 20:17, 21:12, 22:07. Not all paths may be used and, when only one or two trains operate, they may not run in any of these paths.)

A special service operates most Thursdays between Ennis and Limerick by extension of regular services, offering a day trip facility between Ennis and Dublin.

## Timetable

Harwich—Colchester—Chelmsford—Shenfield and Watford—  
Milton Keynes—Coventry—Birmingham—Wolverhampton—  
Crewe—Preston—Lancaster—Carlisle—Glasgow—Edinburgh.

Monday to Saturday Sunday			Monday to Saturday Sunday	
0750	1330	Harwich Parkeston Quay	2035	2202
0813c	1353	Colchester	2012	2140
0832e	1411	Chelmsford	1943	2119
0847f	1433	Shenfield	1933	2109
1002	1603	Watford Junction	1815	1947
1030	1627	Milton Keynes Central	1748	1920
1113	1710	Coventry	1713	1840
1125	1720	Birmingham International	1701	1828
1143	1738	Birmingham New Street	1648	1818
1211	-	Wolverhampton	1611	-
1254	-	Crewe	1530	-
1341	-	Preston	1438	-
1402	-	Lancaster	1418	-
1419	-	Oxenholme: The Lake District	1400	-
1445	-	Penrith	-	-
1507	-	Carlisle	1320	-
1607	-	Carstairs	1222	-
1625	-	Motherwell	1201	-
1648	-	Glasgow Central	1145	-
1649	-	Haymarket	1143	-
1652	-	Edinburgh	1140	-

c : depart 0816 Mondays to Fridays

e : depart 0838 Mondays to Fridays

f : depart 0851 Mondays to Fridays

Hot dishes are available to order Mondays to Fridays.  
Drinks and cold snacks are available daily.

## Telephone Enquiries

For further information on train services, fares and other facilities please  
telephone Colchester (0206) 564777 or Chelmsford (0245) 353444.

## Seat Reservations

Ensure a relaxed journey. Seat reservations are free of charge to holders  
of valid travel tickets. You can reserve your seats at any station or rail  
appointed Travel Agency.

## Railcards

Valid for 12 months from the date of purchase, a Railcard may be used  
as often as you like for discount travel, subject to the conditions,  
applicable to each scheme. Railcards are available for Senior Citizens,  
Families, Young Persons, Disabled Persons and Annual Season Ticket  
Holders and can save you 1/3 of the Saver price. Pick up a leaflet for full  
details.

The British Railways Board accept no liability for any inaccuracy in the information contained  
in this leaflet - which is subject to alteration especially during Bank Holiday periods.

Published by CAS Midland for InterCity  
PO4783/A30/5.87-10.87/Campaign 1 (LMR)/DEL 1

# INTERCITY

## DIRECT

NORTH WEST  
ENGLAND




L.4  
L.9



**STARTING  
11 MAY 1987  
A NEW DIRECT  
SERVICE LINKS  
ESSEX WITH  
THE WEST MIDLANDS  
AND NORTH WEST  
ENGLAND**

WEST  
MIDLANDS



ESSEX

Valid until further notice

# DIRECT

# FROM 11 MAY 1987 INTERCITY ARE PLEASED TO ANNOUNCE A NEW DIRECT SERVICE RUNNING AT SPEEDS OF UP TO 100 mph BETWEEN ESSEX, THE WEST MIDLANDS AND NORTH WEST ENGLAND.



This new direct service using modern air conditioned coaches saves the inconvenient and time consuming interchange in London between the British Rail terminals, making it ideal for the business traveller and leisure passenger alike.

## Sample journey times

Colchester to Birmingham New Street	3hr 25min
Chelmsford to Preston	5hr 5min
Shenfield to Carlisle	6hr 15min

Saver fares are available on the through service in both directions (excepting Outward to stops before Coventry) so if you are visiting friends and relations, shopping or just sightseeing, you can relax from the moment you leave home at a price you can afford.

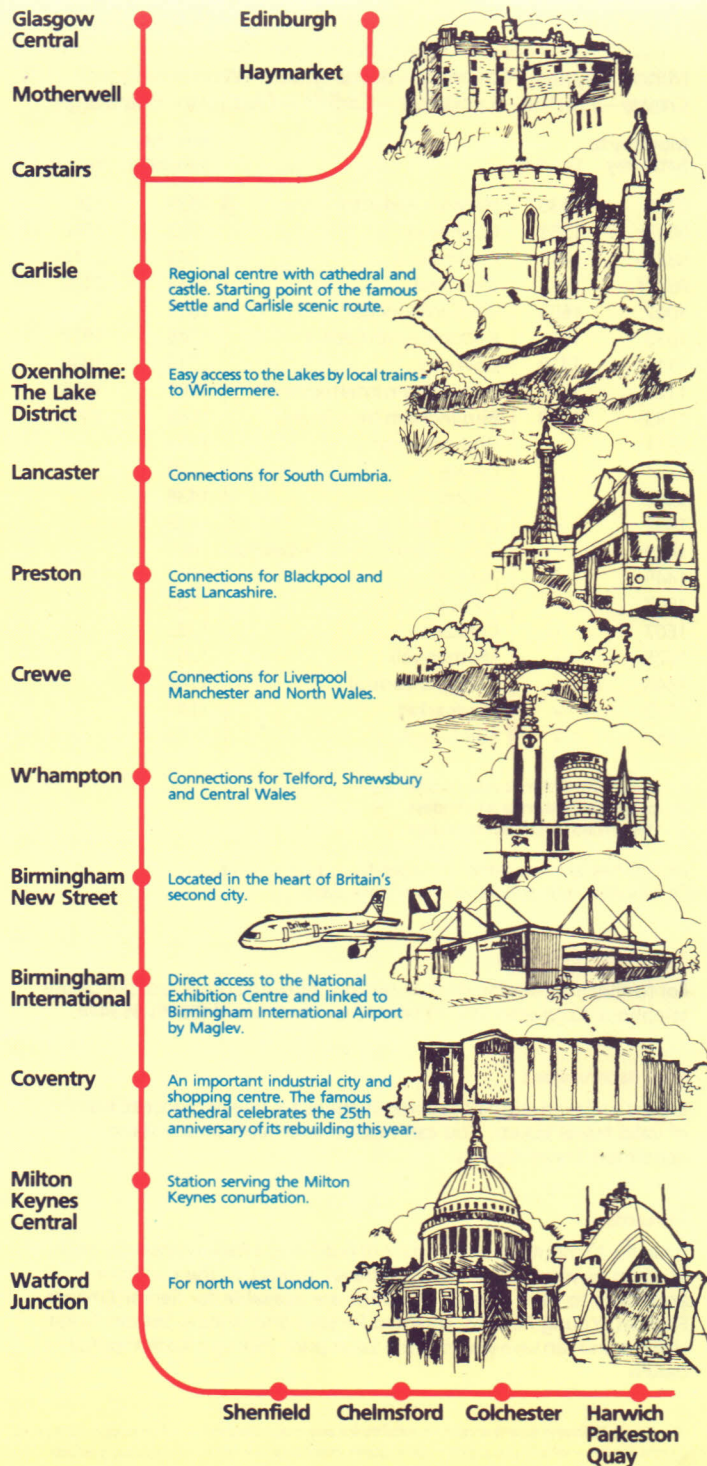
## Sample Saver fares

	Blue Days	White Days
Harwich to Coventry and return	£27.00	£31.00
Colchester to Preston and return	£36.00	£45.00
Chelmsford to Birmingham New Street and return	£20.00	£25.00
Shenfield to Wolverhampton and return	£19.50	£25.00

Even cheaper for railcard holders!

**Blue Days.** When you travel in either direction on a blue day, any day Saturday to Thursday except Saturday 23 May and Saturdays in July and August, you pay the cheapest Saver price shown in the blue column above.

**White Days.** You pay a higher Saver fare but you can travel any day including Fridays, Saturday 23 May and Saturdays in July and August.



---

---

## Reservations

---

---

Advance reservations are strongly recommended. Tickets for the combined rail and sea journey can be booked through main stations and Travel Agents. Full details of fares are available from one of the information points listed below.

---

---

## Connections and Other Information

---

---

Full details of all connections and other information is available from your local telephone enquiry bureau, Travel Centre or Travel Agent . . .  
. . . or telephone

061-832 8353  
Preston 59439  
Douglas 72468

*Timetable subject to alteration or cancellation.*

Published by Provincial Midland 4/87


---

---

# SAIL AWAY TO THE — ISLE OF MAN — WITH OUR NEW BOAT TRAINS

---

---




Laxey Wheel, Isle of Man

**NEW RAIL LINK  
TO  
HEYSHAM SEA TERMINAL  
Mondays to Saturdays  
11 May to 3 October 1987**



## A brand new service **Journey Times**

From 11 May 1987 British Rail in conjunction with Isle of Man Steam Packet Seaways are running a new boat train service between Heysham Sea Terminal and major centres in the north of England to connect with sailings to and from Douglas.




Your new service links Stockport, Manchester, Bolton and Preston direct to the ship side. With connections from Liverpool, East Lancashire, West and South Yorkshire this is the ideal carefree way to travel, for holidays, business or visiting friends.

The service operates on Mondays to Saturdays from 11 May to 3 October 1987.

Stockport	depart 1204
Manchester Victoria	depart 1234
Bolton	depart 1250
Preston	depart 1322
Heysham Sea Terminal	arrive 1411
Heysham Sea Terminal	depart 1420
Douglas	arrive 1810

Douglas	depart 0845
Heysham Sea Terminal	arrive 1230
Heysham Sea Terminal	depart 1300
Preston	arrive 1356
Bolton	arrive 1424
Manchester Victoria	arrive 1441
Stockport	arrive 1508

On Sundays a bus link operates between Heysham Sea Terminal and Lancaster Station for rail connections.



*Newspaper House  
22 Vineyard Road  
Wellington  
Telford  
Shropshire  
TF1 1DJ  
Tel: 0952 51100  
Fax No: 0952 44563*

Dear Sir,

Thank you for your interest in this exciting project. We are pleased to confirm the running of the IRONBRIDGE EXPRESS.

With the full co-operation of British Rail, the local Council and the Ironbridge Museums, we have been able to put together a comprehensive package for an attractive day out on Sundays between July 5 and August 30 inclusive. The package includes travel by the special IRONBRIDGE EXPRESS from Birmingham or Wolverhampton, a Passport to all of the Museum sites, free use of the shuttle bus service between the sites and, if necessary, a suitable British Rail ticket from your local station.

This package will give you not only the unique experience of travelling on a very attractive scenic railway line that is normally closed to passenger trains but also the opportunity to explore Britain's first World Heritage Centre.

We are now taking reservations for what will prove a very popular day trip and in appreciation for your interest shown, we would like to give you preferential booking. I have therefore taken the opportunity of enclosing a priority Booking Form for your use, and ask you to return it to us as soon as possible. When returning it can I ask you to show a second choice of travel date so that we will be able to make every effort to accommodate your requirements.

If you have any queries please do not hesitate to contact us.

Yours sincerely,

IRONBRIDGE EXPRESS

*Actually started 19 JULY*

## 1987 TIMETABLE (Provisional)

SUNDAYS, JULY 5 to AUGUST 30 INCLUSIVE

<b>TOUR A OUTWARD SERVICE</b> BIRMINGHAM (New Street) ..... dep 0915 WOLVERHAMPTON ..... dep 0935 IRONBRIDGE GORGE ..... arr 1015	<b>TOUR A RETURN SERVICE</b> IRONBRIDGE GORGE ..... dep 1830 WOLVERHAMPTON ..... arr 1910 BIRMINGHAM (New Street) ..... arr 1935
<b>TOUR B OUTWARD SERVICE</b> WOLVERHAMPTON ..... dep 1110 IRONBRIDGE GORGE ..... arr 1200	<b>TOUR B RETURN SERVICE</b> IRONBRIDGE GORGE ..... dep 1630 WOLVERHAMPTON ..... arr 1710

### SUGGESTED CONNECTING BRITISH RAIL SERVICES

<b>OUTWARD</b> LONDON (Euston) ..... 0635 ..... 0810 MANCHESTER ..... 0730 LIVERPOOL ..... 0835 BIRMINGHAM ..... 0910 ..... 1016 ..... 1045 WOLVERHAMPTON ..... 0930 ..... 1034 ..... 1058 ..... 1103	<b>RETURN</b> WOLVERHAMPTON ..... 1716 ..... 1744 ..... 1813 ..... 1817 ..... 1926 ..... 1943 BIRMINGHAM ..... 1735 ..... 1845 ..... 1945 LIVERPOOL ..... 1913 ..... 2104 MANCHESTER ..... 1943 LONDON (Euston) ..... 2035 ..... 2130
--	--

#### INCLUSIVE PRICES FROM LONDON & MANCHESTER — with a BR Ticket to Wolverhampton

	London	Manchester
ADULT .....	£24.95	£18.00
CHILD .....	£13.50	£10.00
SPECIAL TRAVEL CLUB PRICE .....	£23.50	£16.50
<b>FURTHER DISCOUNTS AVAILABLE WITH RAILCARDS</b>		
Senior Citizens .....	£19.25	£14.60
Young Person .....	£18.50	£13.85
Family .....	£19.75	£15.10
Accompanied Child (where applicable) .....	£6.75	£6.75
<b>SPECIAL FAMILY PACKAGE —</b>		
Two Adults and Two Children .....	£50.50	£41.20
Up to TWO Additional Children — £4 each		

#### INCLUSIVE PRICES FROM BIRMINGHAM

ADULT £9.95 CHILD £5.75

SPECIAL DISCOUNT OF 50p PER PERSON FOR:  
Travel Club Members and/or Senior Citizens and/or  
Joining at Wolverhampton

SPECIAL INCLUSIVE PRICE FOR YOUNG PERSONS (16-24 yrs) — £8.75

SPECIAL FAMILY PACKAGE — Two Adults and Two Children — £29  
Up to THREE Additional Children — £4 each

Package includes IRONBRIDGE EXPRESS from Birmingham or  
Wolverhampton, PASSPORT to all the Museum sites and FREE use of  
museums shuttle bus service

† PLEASE NOTE: £5 Supplement per person for Sunday, July 5

BE ASSURED OF YOUR SEAT NOW!

## PRIORITY BOOKING FORM

Please send full amount to: IRONBRIDGE EXPRESS, Newspaper House, 22 Vineyard Road, Wellington, Telford, Shropshire TF1 1DJ  
Cheques made payable to: IRONBRIDGE RAILWAY CO.

NAME ..... ADDRESS .....

Tel No. ....

TRAVELLING FROM ..... STATION .....

TRAIN TOUR (A or B) ..... DATE OF TRAVEL: 1st Choice ..... 2nd Choice .....

No. OF PERSONS PRICE APPLICABLE AMOUNT DUE No. OF PERSONS PRICE APPLICABLE AMOUNT DUE

I enclose payment for the Total Amount of £ ..... Signed ..... Date .....

Travel Club Number ..... Type of Railcard ..... Railcard Number .....

Please ask for details of inclusive prices from other BR Stations and for Special Group Rates.